



中油燃氣集團有限公司

CHINA OIL AND GAS GROUP LIMITED

(Incorporated in Bermuda with limited liability)

Stock code: 603

2024 Annual Results Presentation

March 2025




Table of Contents



中油燃氣集團有限公司
CHINA OIL AND GAS GROUP LIMITED

Financial Performance

Operating Performance

Natural Gas Distribution Business

Oil and Gas Production Business

Q&A Session

Key Performance Indicators



中油燃氣集團有限公司
CHINA OIL AND GAS GROUP LIMITED

Profit before
taxation (HK\$)

2025: 1,032 Million
2024: 1,020 Million

+1%

Gross profit
margin (overall)

2025: 14%
2024: 12%

+2%

Blended Dollar
Margin (RMB/m³)

2025: 0.50
2024: 0.49

+0.01

Finance cost

2025: 430 Million
2024: 465 Million

-8%

Financial Performance



中油燃氣集團有限公司
CHINA OIL AND GAS GROUP LIMITED

Financial Highlights

<i>(HK\$ Million)</i>	2025	2024	YOY
Revenue	15,159	17,655	-14%
Gross Profit	2,062	2,184	-6%
Profit before taxation	1,032	1,020	+1%
Profit for the year	624	701	-11%
Profit attributable to Owners of the Company	81	181	-55%
Earnings per share (HK cents)	1.6	3.5	-54%

Financial Performance




中油燃氣集團有限公司
CHINA OIL AND GAS GROUP LIMITED

Recurring Profit Attributable to Owners of the Company

(HK\$'000)	2025	2024
Profit for the Year Attributable to Owners of the Company	80,719	180,771
<i>Net impairment losses on financial and contract assets</i>	<i>38,544</i>	<i>210,953</i>
<i>Net impairment losses on property, plant and equipment</i>	<i>253,391</i>	-
<i>Net impairment losses on investment in associates</i>	-	<i>91,365</i>
Recurring Profit Attributable to Owners of the Company	372,654	483,089

-23%



Financial Performance

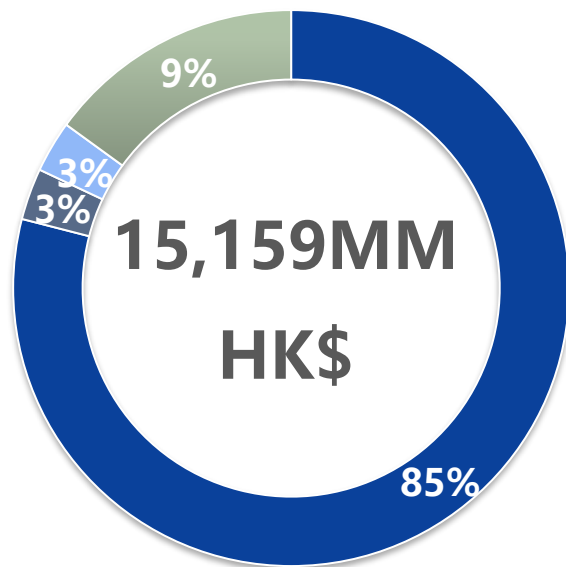


中油燃氣集團有限公司
CHINA OIL AND GAS GROUP LIMITED

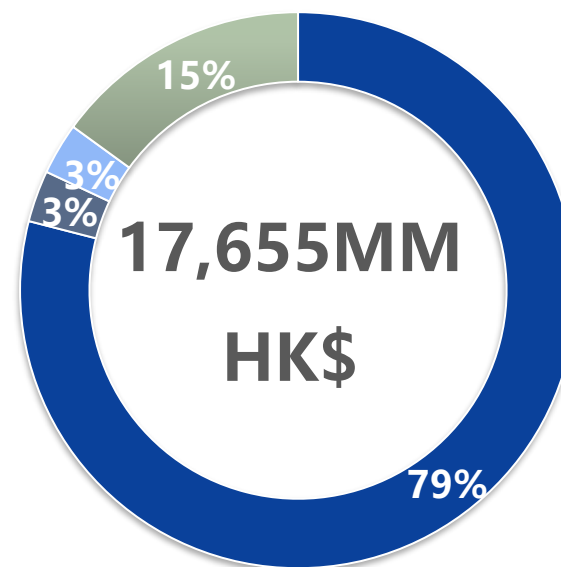
Revenue Breakdown (By Segment)

- Sales and Distribution of Natural Gas and Other Related Products
- Exploitation and Production of Crude Oil and Natural Gas

- Gas Pipeline Connection and Construction Service Income
- Production and Sales of Coal Derived Clean Energy and Other Related Products



2025



2024

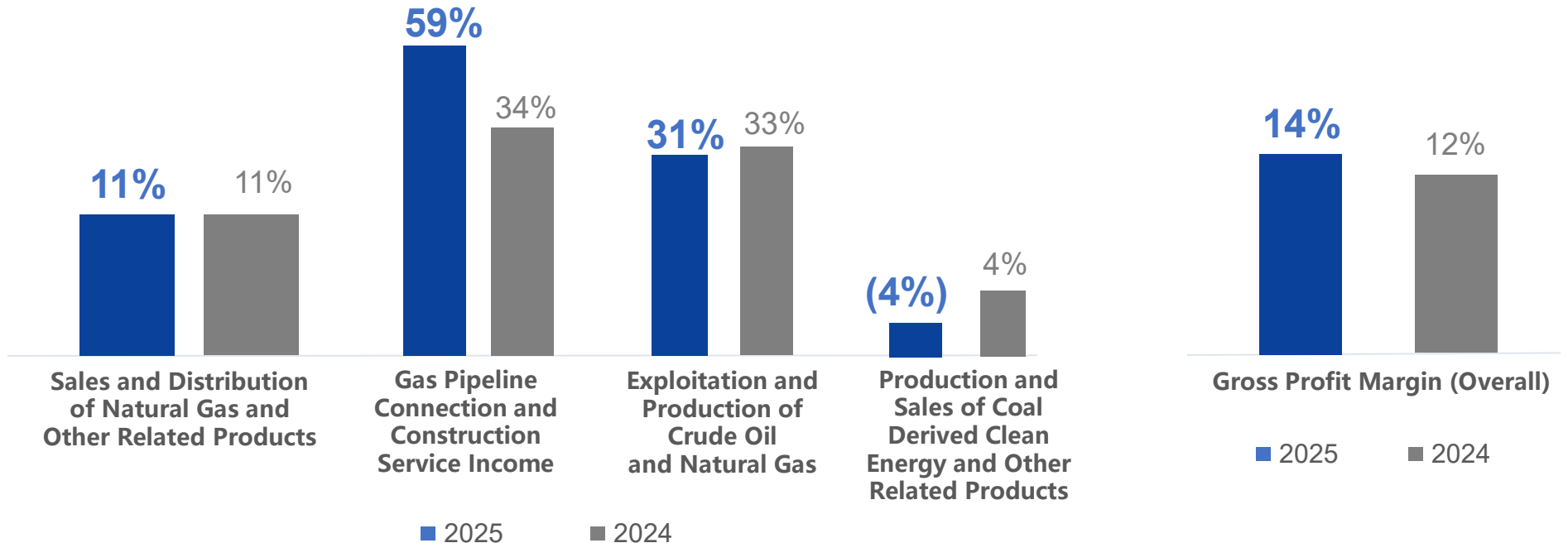
Financial Performance



中油燃氣集團有限公司
CHINA OIL AND GAS GROUP LIMITED

Gross Profit Margin (By Segment)

Gross Profit Margin (Overall)



Financial Performance



中油燃氣集團有限公司
CHINA OIL AND GAS GROUP LIMITED



(HK\$'000)	2025	2024	YOY
Total Revenue	15,158,592	17,655,191	-14%
Selling and Distribution Costs and Administrative Expenses	665,535	647,685	+3%
Proportion to total revenue	4%	4%	-



- ◆ Proportion of administrative, selling and distribution costs to total revenue remain unchanged.

Financial Performance



中油燃氣集團有限公司
CHINA OIL AND GAS GROUP LIMITED

EBITDA

(HK\$'000)	2025	2024
Profit before Tax	1,031,950	1,019,652
<i>Depreciation</i>	<i>656,939</i>	<i>735,235</i>
<i>Amortisation</i>	<i>13,102</i>	<i>10,279</i>
<i>Finance Cost</i>	<i>429,679</i>	<i>464,812</i>
<i>Net impairment losses on financial and contract assets</i>	<i>38,544</i>	<i>210,953</i>
<i>Net impairment losses on property, plant and equipment</i>	<i>253,391</i>	-
<i>Net impairment losses on investment in associates</i>	-	<i>91,365</i>
EBITDA	2,432,605	2,532,296

-4%



Financial Performance



中油燃氣集團有限公司
CHINA OIL AND GAS GROUP LIMITED

Other Key Financial Data

<i>(HK\$ Million)</i>	FY2025	FY2024	YOY
Net Assets	7,758	7,212	+8%
Total Assets	22,073	20,696	+7%

<i>(HK\$ Million)</i>	FY2025	FY2024	YOY
Total Debt	9,295	8,542	+9%
Cash and Cash Equivalents	5,071	4,348	+17%
Net Debt	4,224	4,194	+1%

<i>(HK\$ Million)</i>	FY2025	FY2024	YOY
Operating Cashflow	1,462	1,975	-26%
Capital Expenditure	906	847	+7%
Finance Cost	430	465	8%

Table of Contents



中油燃氣集團有限公司
CHINA OIL AND GAS GROUP LIMITED

Financial Performance

Operating Performance

Natural Gas Distribution Business

Oil and Gas Production Business

Q&A Session

Natural Gas Sales and Transmission Volume



中油燃氣集團有限公司
CHINA OIL AND GAS GROUP LIMITED

6,718 Million 7,229 Million

Cubic Meters

Cubic Meters

Total Gas Sales and
Transmission Volume
decreased by

-7%



2025



2024

Gas Sales and Transmission Volume



中油燃氣集團有限公司
CHINA OIL AND GAS GROUP LIMITED

Million Cubic Meters	2025	2024	YOY
Gas Sales and Transmission Volume	6,718	7,229	-7%
Gas Sales Volume	4,266	4,584	-7%
Residential Users	856	1,026	-17%
Industrial and Commercial Users	3,067	3,178	-3%
Gas Stations	343	380	-10%
Transmission Volume	2,452	2,645	-7%

Total Gas Sales and Transmission Volume decreased by

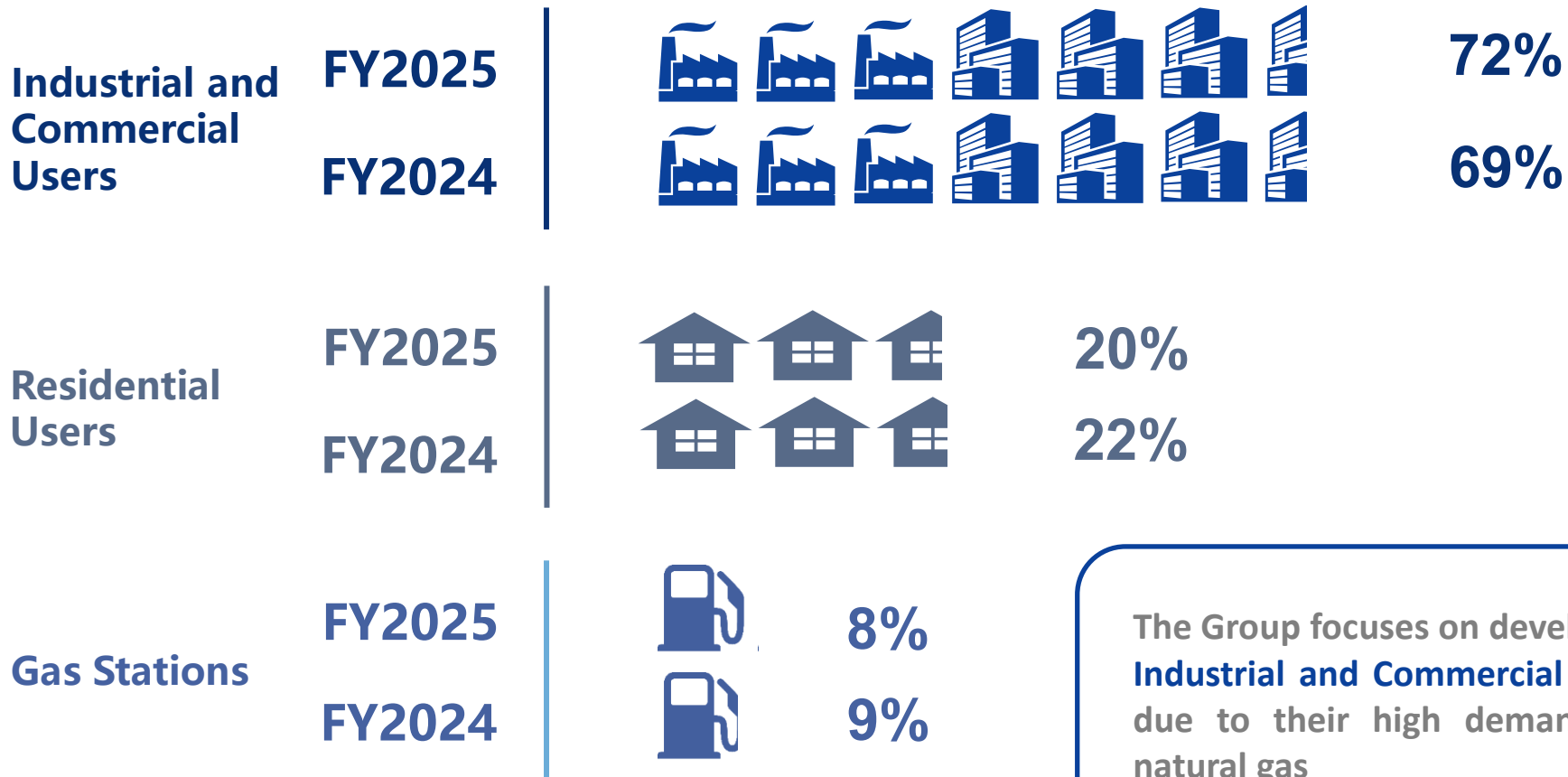
-7%

Natural Gas Distribution Business



中油燃氣集團有限公司
CHINA OIL AND GAS GROUP LIMITED

Sales Volume Breakdown – By Users Group



The Group focuses on developing Industrial and Commercial Users due to their high demand for natural gas

Natural Gas Distribution Business



中油燃氣集團有限公司
CHINA OIL AND GAS GROUP LIMITED

Province	Gas Sales Volume Breakdown	
	FY2025	FY2024
Qinghai	34.7%	35.7%
Shandong	8.1%	8.0%
Hunan	7.9%	7.0%
Jiangsu	14.5%	17.3%
Guangdong	5.3%	4.5%
Jiangxi	7.6%	7.7%
Shanxi	13.8%	12.5%
Hubei	3.4%	3.4%
Guizhou	3.5%	2.6%
Others	1.2%	1.3%

The gas sales volume of the group recorded in steady growth.

Natural Gas Distribution Business



中油燃氣集團有限公司
CHINA OIL AND GAS GROUP LIMITED

Other Key Operating Data	FY2025	FY2024
Blended Average Selling Price (RMB/m ³)	2.70	2.72
Blended Average Purchasing Price (RMB/m ³)	2.20	2.23
Blended Dollar Margin (RMB/m ³)	0.50	0.49
Average Transmission Price (RMB/m ³)	0.062	0.064




End-user Connections



中油燃氣集團有限公司
CHINA OIL AND GAS GROUP LIMITED

In 2025, the Group connected **66,266** new residential users and **1,176** new industrial and commercial users

Total Connected Users

	31 December, 2025	31 December, 2024
  Industrial and Commercial Users	20,695	19,519
 Residential Users	2,194,546	2,128,280



Map of Operations

The Group has **65** city-gas concession rights with business operations across **13** provinces, cities and autonomous regions; operates pipelines with a total length of over **26,986** kilometres.

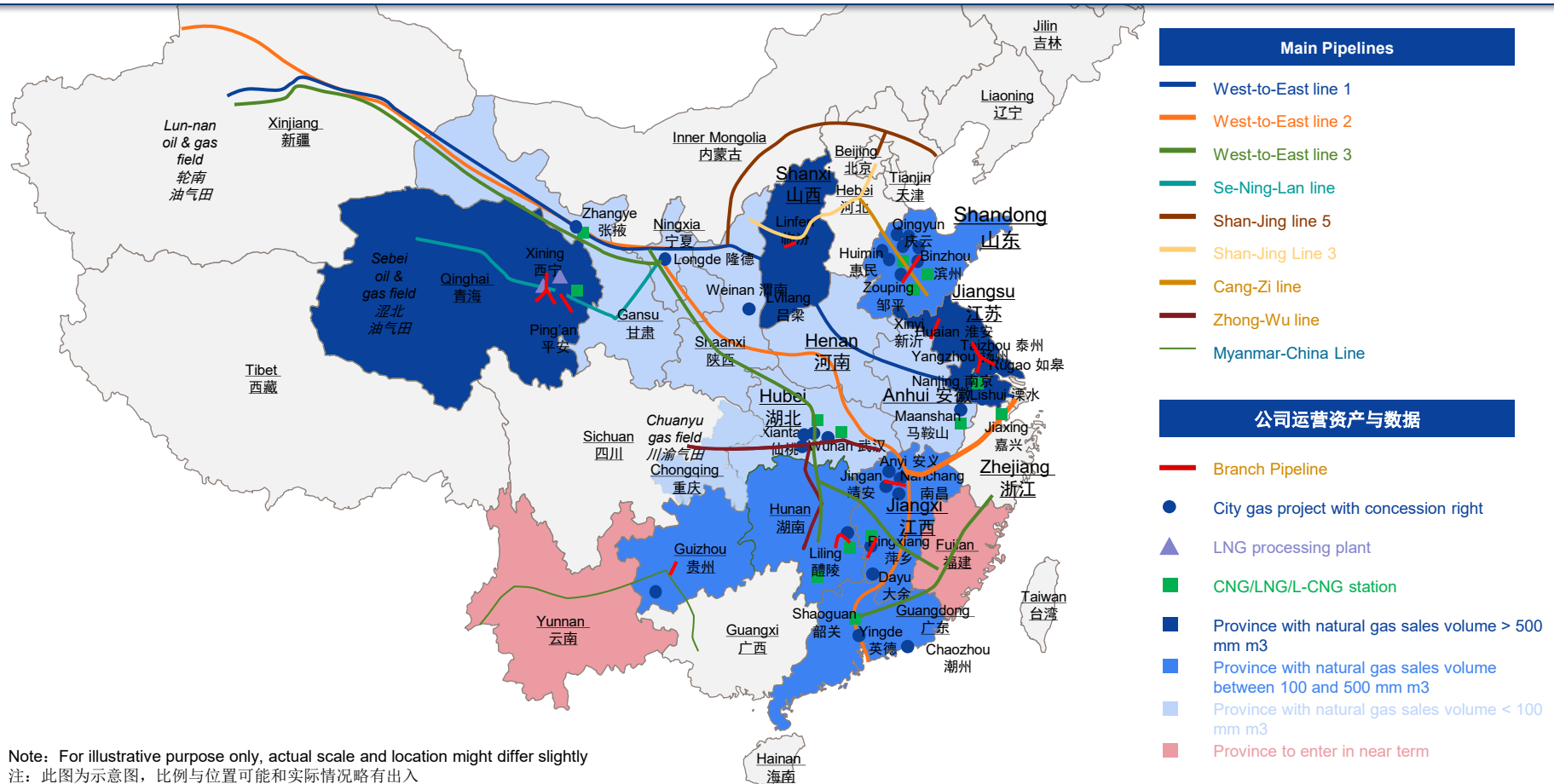


Table of Contents



中油燃氣集團有限公司
CHINA OIL AND GAS GROUP LIMITED

Financial Performance

Operating Performance

Natural Gas Distribution Business

Oil and Gas Production Business

Q&A Session

Oil and Gas Production Business



中油燃氣集團有限公司
CHINA OIL AND GAS GROUP LIMITED

Operating Data	FY2025	FY2024	YoY
Production (boe/day)	5,270	5,082	+4%
<i>Crude Oil (barrels/day)</i>	<i>2,140</i>	<i>1,902</i>	<i>+13%</i>
<i>NGLs (barrels/day)</i>	<i>980</i>	<i>936</i>	<i>+5%</i>
<i>Natural Gas (mcf/day)</i>	<i>12,901</i>	<i>13,461</i>	<i>-4%</i>
Average realised Oil Price (CAD/bbl)	82.04	93.62	-12%
Average WTI Price (USD/bbl)	64.69	75.72	-15%
Operating Netback (CAD/boe)	29.47	30.28	-3%

Reserves (mmboe)	FY2025	FY2024	YoY
Proved	36.02	31.89	+13%
Proved plus Probable	57.12	50.47	+13%



中油燃氣集團有限公司
CHINA OIL AND GAS GROUP LIMITED

Oil and Gas Production Business

Careful Project Planning

Drilled **10** wells* with a success rate of **100%**

Effective Cost Control

Operating cost at **13.26** CAD/BOE

Note: *Net wells count: 9.4

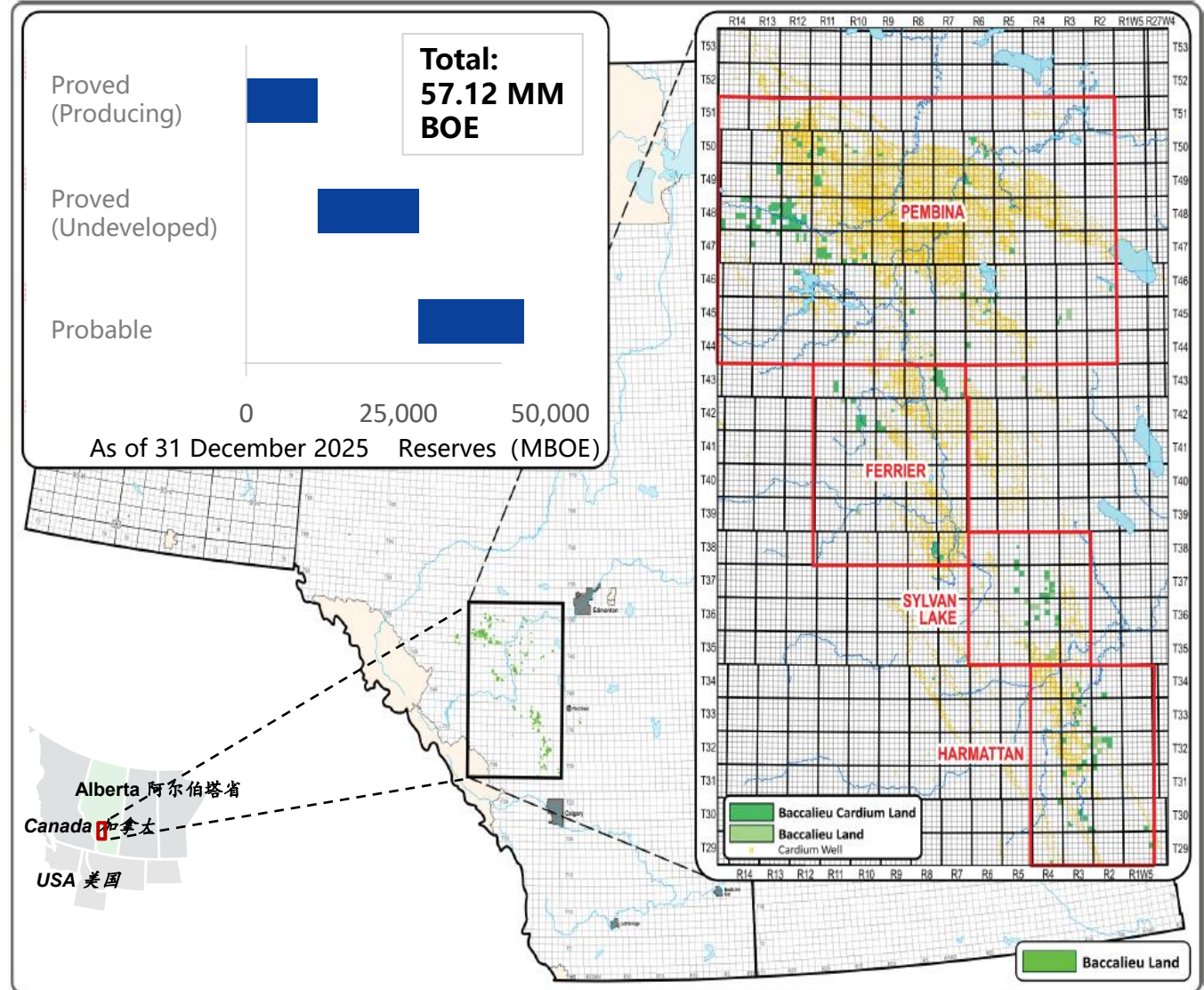


Table of Contents



中油燃氣集團有限公司
CHINA OIL AND GAS GROUP LIMITED

Financial Performance

Operating Performance

Natural Gas Distribution Business

Oil and Gas Production Business

Q&A Session

Disclaimer



中油燃氣集團有限公司
CHINA OIL AND GAS GROUP LIMITED

This document is for information purpose only, based on information provided by the Company and does not constitute an offer, solicitation, term, representation or warranty with respect to the purchase or sale of any security. Neither this document nor anything contained in it shall form the basis of, or be relied upon in connection with, any contract or commitment whatsoever.

Neither the Company nor any person connected with it accepts any liability whatsoever for any loss howsoever arising from any use of this document or its contents or otherwise arising in connection therewith. This document has not been approved or disapproved by the Company or any of its directors, officers, employees or shareholders, and neither the Company nor any of such persons shall be in any way responsible for the contents hereof. Any opinion, estimate or projection herein constitutes a judgment as of the date of this document, and there can be no assurance that future results or events will be consistent with any such opinion, estimate or projection, The information in this document is subject to change without notice, its accuracy is not verified or guaranteed, it may be incomplete or condensed and it may not contain all material information concerning the Company.

China Oil and Gas Group Limited

<http://www.hk603.com/>

Contacts:

Investor Relations

Phone: (852)2200-2222

Fax: (852)2827-2808

Email: info@hk603.com